





## AUTUMN



# Sycamore



-  Gather children around the sycamore tree and let them give the tree a big hug. Do they think it is rough or smooth? The Sycamore tree has smooth bark and as a result, mini-beasts are unable to find a safe home anywhere on the trunk.
-  Let the children use the ID sheets to identify the leaf. Once they have done so, ask them to describe it. Does it have any leaflets? Is it hairy? Does it have curvy edges like the oak, or is it more pointed?
-  The sycamore leaf will usually have black spots over it. These are called Tar Spots. They are a type of fungi and only form if the air is clean.
-  Ask the children if they can find any sign of seeds or nuts. After a quick look, they should hopefully find the helicopter seeds. Ask them why they think they are this shape – follow the same rule as used for ash. Explain that they rely on wind for transportation. They need to grow in an area which has plenty of space. This will ensure they have maximum nutrients, room to spread their branches, sunlight and moisture.



**Finaghy P.S pupils  
finding leaves in  
Wedderburn Park**